

[Redacted]

SOUTHERN STATE COMMUNITY COLLEGE
MINUTES OF THE MEETING

1994 D. 1 CT. 111-11-1-14 states the


12-11-11

that the Board of Trustees approve the selection of Steed Hammond Paul as the
architectural firm for the Fayette Campus expansion. Roll Call Vote was as follows:

~~P. [redacted] in Th...~~ Michele [redacted] about:

Southern State

Memorandum




Highland County Chamber of Commerce Grant

Southern State Community College will serve as the fiscal agent for the Highland County Chamber of Commerce Grant recently received from the Foundation for Appalachian

The table structure is largely obscured by redaction. Visible elements include a header row at the top, followed by several rows of data. The columns are not clearly defined, but there are approximately 4-5 columns visible. The redaction consists of thick, solid black horizontal bars that cover the majority of the text in each row.

Community College Priorities

... of the workforce, education and



Southern State

To: SSCC Board of Trustees
From: Sherry A. Stout, President
Date: March 15, 2007
Subject: President's Report for March 2007

New Chancellor

Former State Senator Eric Fingerhut was appointed as the Chancellor of the Ohio Board
of Regents. Fingerhut, a Democrat from Shaker Heights, was serving as director for

Faculty Newspaper Column


1. *Journal of Science, Philosophy, and Mathematics at Southern State*

2

Vice President of Academic Affairs Search

Monday, March 12. was the application deadline for the Vice President of Academic

now begin its work.





Center for Business and Industry – February 2007

Due to the mid-February winter storm and the closure of the campuses, several trainings

that were scheduled for that week had to be rescheduled for March and others had the end dates extended.


KAITLYN TEXTRON, The Department of Business Administration, University of North Carolina at Charlotte





Q. K. R.

11



96
11
34
51
54
0
39
22
17
18

32

17
24
0
66)
45
0
86
95
23
46
62

132

TOTAL
CURRENT
FUNDS

6,830,053
3,599,565
5,252,263
2,288,931
246,477
487,936
2,780,268
190,089

21,675,582

4,562,286
220
1,478,786
1,302,171
855,297
1,168,026
1,109,891
6,412,637

16,889,314

2,524,926

0

19,414,240

2,261,342

=====

	CONT. ED	TOTAL
39	20,487	2,792,513
35)		(12,245)
		947,662
34	<u>20,487</u>	<u>1,832,606</u>
39		246,569
33	5,485	184,588
35	3,125	116,620
39		9,269
		29,342
		118,780
79	1,164	202,850
40	52	14,604
44	970	29,761
01		102,101
51	155	4,546
19		6,819
54		2,562
87		82,087
		0
37		72,310
13		26,874
		0
04	300	20,443
		0
159		31,959
		666
74		5,774
12		19,212
164		89,064
152		160,464
196	<u>11,251</u>	<u>1,577,264</u>
112)	<u>9,236</u>	<u>255,342</u>
===	=====	=====

DESCRIPTION

MENT REPAIR

ENT

S

SIGNAL FEES

VANCE

ENT

ENT

DRY

S

DRY

DRY

PTION

1 1 2 6 1 6 1 1

37 31 39 38 70 34 39 49 33 50 31 24 11 73 25 66 67 09 13 70 33 69 99 23 91 17 21 172 29 71 33 62 116 118 37 383 745 150 344 300 300 116

Q. 1. 2.

ANNUAL
% CHG

4.1%
8.6%
-0.1%
23.8%

6.8%

3.9%
423.8%
101.9%
5.9%
0.4%
20.8%
9.4%
7.1%

6.5%

8.1%

8.1%

	AGENCY FUND	TOTAL FUNDS
6	45,066	4,064,316
		1,883,826
		618,300
		6,546
		246,176
		0
		29,304
22		704,922
17		16,996,217
		12,318
35	45,066	24,561,925
		12,034
		(15)
		0
		(10,000)
		255,039
		0
		32,418
95		2,690,295
		413,383
70		15,025,270
	45,066	6,143,501
65	45,066	24,561,925

2 0 9 15 9 2 9 16 12

15 20 33 38 15 21 17 38 37

77 0 14

38 ==

72 93) 83 96 15 85 90 67 82 72 29 86 56 31 23 24 31 96 0 26 03 0 69 0 59 66 27 78 18 61 94 102

DESCRIPTION

ADDITIONAL FEES

RY

RY

PAINT REPAIR

ADDITIONAL FEES

ADDITIONAL FEES

LICENSES

PAINT

PRICE

\$

\$

PK NT	DESCRIPTION
50.00	SCHOLARSHIP
33.00	SCHOLARSHIP
00.00	SCHOLARSHIP
34.00	SCHOLARSHIP
96.67	YOUTHBUILD PROGRAM
00.00	SCHOLARSHIP
89.00	SCHOLARSHIP
01.47	SCHOLARSHIP

04.14
=====

STATE COMMUNITY COLLEGE FOUNDATION

STATEMENT OF ASSETS AND LIABILITIES

AS OF JANUARY 28, 2007 (unaudited)

ASSETS

Current Assets	1,676,381
Investments	663,757
Gain	118,755
Due of Investments Receivable	782,512
	27,618
	1,855
Total Assets	<u>2,488,366</u>

LIABILITIES AND NET ASSETS

Liabilities	-
Total Liabilities	<u>-</u>
Net Assets	
Restricted	79,226
Restricted	76,044
	2,333,096
Total Net Assets	<u>2,488,366</u>
Total Assets and Net Assets	<u>2,488,366</u>

81
57
82
17
74
38
61
26
76
44
67
20
88
23
19
34
70
83
13
70
33
19
89
23
91
17
21
186
29
171
33
62
116
118
337
383
45
150
144
226
226
366
===